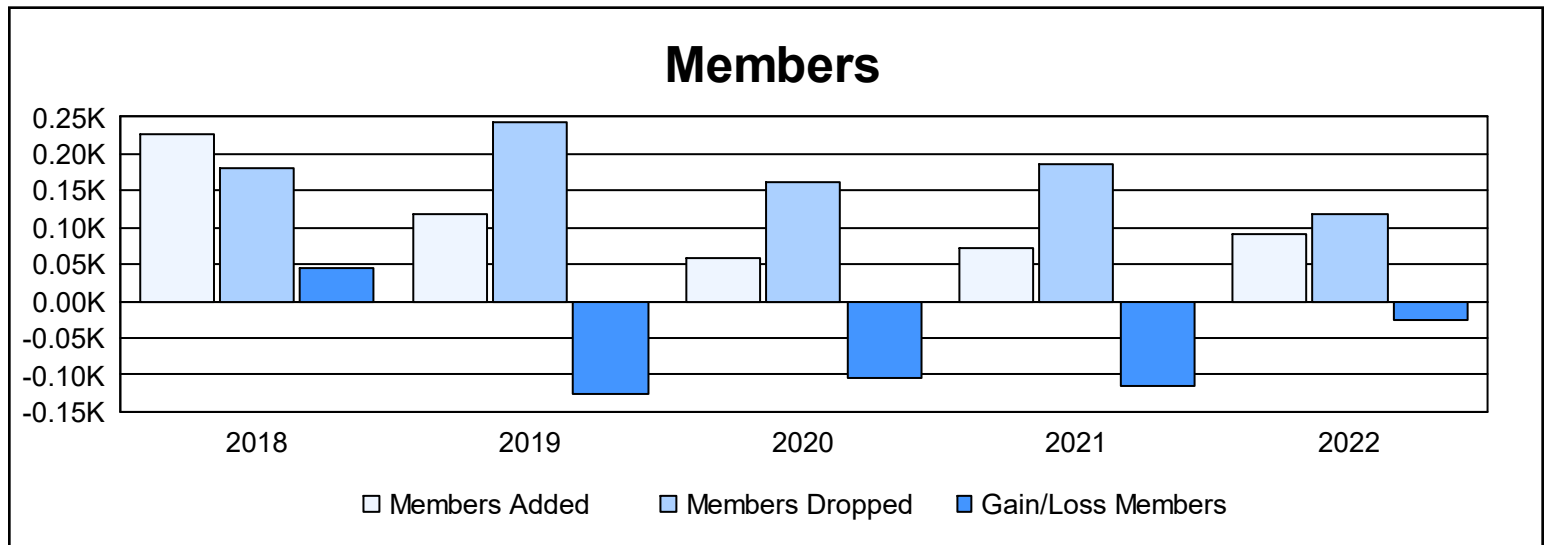
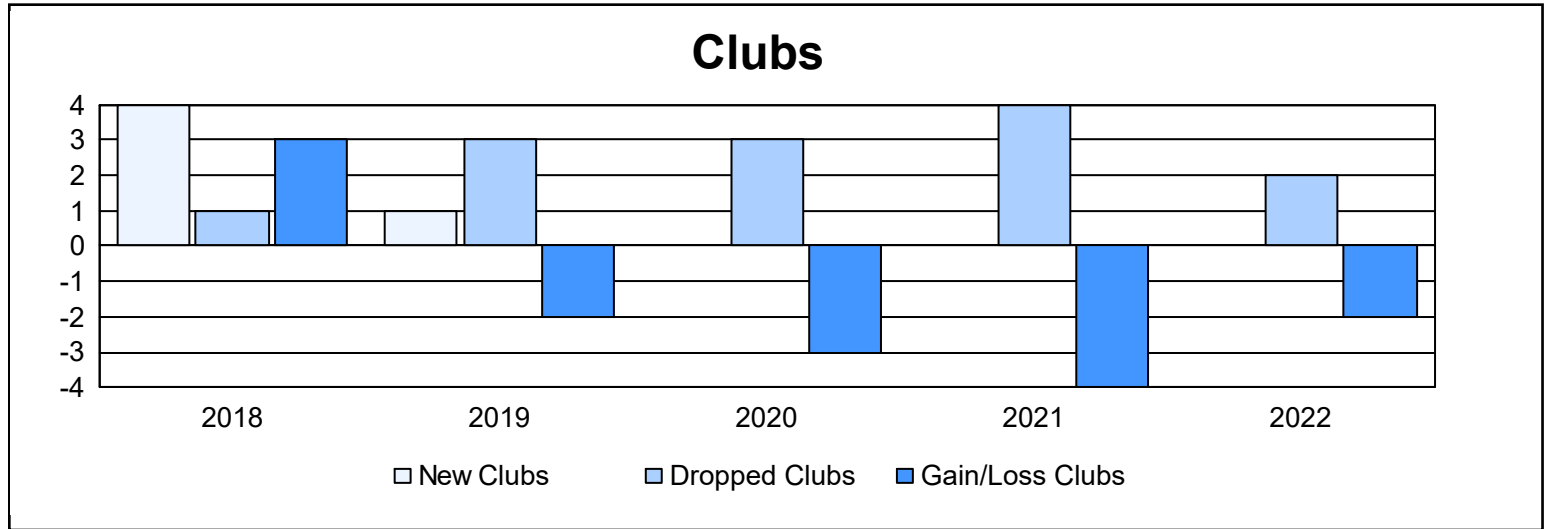
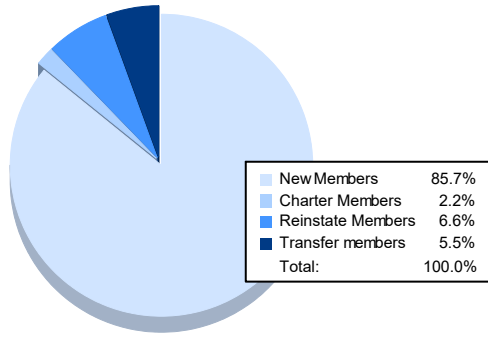


| Year | New Clubs | Dropped Clubs | Gain/ Loss Clubs | New Members | Charter Members | Reinstate Members | Transfer Members | Total Member Added | Total Members Dropped | Gain/ Loss Members |
|----------------|-----------|---------------|------------------|-------------|-----------------|-------------------|------------------|--------------------|-----------------------|--------------------|
| 2017-2018 | 4 | 1 | 3 | 104 | 109 | 7 | 7 | 227 | 182 | 45 |
| 2018-2019 | 1 | 3 | -2 | 71 | 28 | 7 | 11 | 117 | 243 | -126 |
| 2019-2020 | 0 | 3 | -3 | 53 | 0 | 3 | 2 | 58 | 162 | -104 |
| 2020-2021 | 0 | 4 | -4 | 54 | 5 | 5 | 7 | 71 | 185 | -114 |
| 2021-2022 | 0 | 2 | -2 | 78 | 2 | 6 | 5 | 91 | 117 | -26 |
| Average | 1 | 3 | -2 | 72 | 29 | 6 | 6 | 113 | 178 | -65 |



Membership Composition June 2022 Cumulative



Gender Composition June 2022 Cumulative

